



When introducing 2 or more cats, remember the **'ONE SENSE AT A TIME RULE'**

#### **SMELL - FIRST**

Smelling each other under a closed door (part of The Introduction Method)

#### **VISUAL - SECOND**

Slowly and gradually let them see each other, by opening the door. Starting with brief times and small opening and gradually increasing the opening and the duration of time they can see each other. You will need to use food as a motivator and reinforcer.

#### **TOUCH - THIRD**

Still very much under supervision, using a baby gate and a poster board or towel. With the baby gate, there is much more exposure as they can also paw at each other.

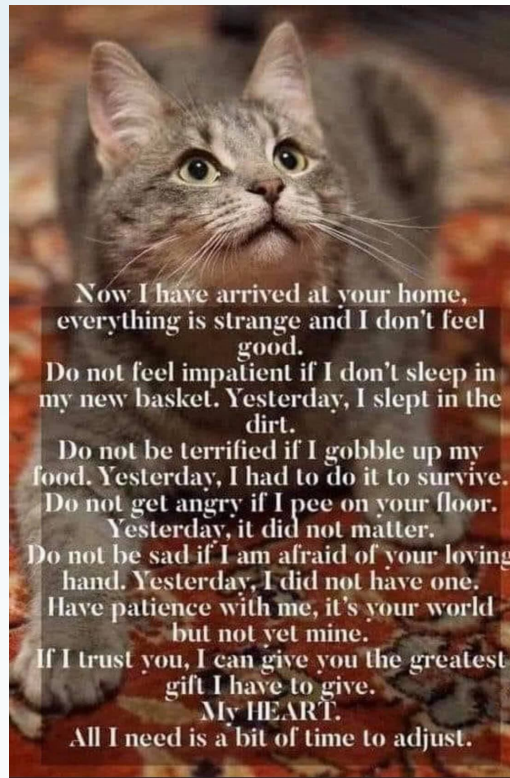
For more information and detailed

#### **INTRODUCTION METHOD**

please refer to the brochure

#### **HOW TO PROPERLY INTRODUCE A NEW CAT TO RESIDENT CAT OR CATS**

or contact me



---

### **Certified Feline Trainer & Behavior Specialist**

---

[www.mhfelinebehaviorist.com](http://www.mhfelinebehaviorist.com)

[www.facebook.com/mhfelinebehaviorist](https://www.facebook.com/mhfelinebehaviorist)

[mhfelinebehaviorist@gmail.com](mailto:mhfelinebehaviorist@gmail.com)

Copyright MHFelineBehaviorist

# **WELCOMING A NEW CAT INTO YOUR HOME**



**Mirian Hasani, CFTBS, MISAP**

## CONGRATULATIONS!



In order to make the transition and the integration a smooth process, here are some helpful suggestions

### CREATE A SAFE HAVEN FOR THE NEW CAT

Your new cat needs to spend the first few weeks adjusting to a new place, new routine, new smells and this can be overwhelming, as well as stressing.

If you don't have other cats, the 'Safe Haven' can be anywhere in the household. Let him get to know one room at a time. Cats feel scared of big empty spaces. If you have other cats, you need to keep the new cat separated and proceed with a **SLOW INTRODUCTION**.




The 'Safe Haven' should have a 'kitty cave', so that the cat can hide and relax when overwhelmed. It has to have a food dish, water dish and litter box. It will help the cat relax, if you have soothing, meditation type music playing in the room.

### DO NOT PULL THE CAT OUT OF THE CARRIER! DO NOT FORCE HIM TO COME OUT !

When you get home and you enter the 'Safe Haven' room, allow your new cat to come out the carrier on its own.

Do not shake the carrier, do not bang the carrier; just put it down on the floor, open the gate and allow the cat to come out when he is less stressed and when he is ready to explore the new space.

Leave the room to give him time to acclimate.



Take into consideration the following factors to better help your new cat:

Was he staying in an enclosure? Or a room?

Was he in foster home?


Were there other cats living with him? Was he alone?

Did he have a previous household? Was it noisy or quiet?

How many people were there?

Changing all these factors or rehoming cats is **VERY STRESSFUL FOR CATS, especially adult cats.**

You need to be able to recognize signs of stress, while slowly changing the routine. The ideal would be to maintain the previous routine, as closely as possible, while changing it to yours, one step at a time.



### SIGNS YOUR CAT IS STRESSED OUT

Decrease appetite

Decrease grooming

Hiding

Lack of attention/affection

Sleeping longer hours than usual

Sleeping in unusual locations

Certain degree of aggression

### WHAT TO DO NEXT?

Regularly spend time in the room with your new cat, so that he is not alone.

TALK to him.... About anything, let him get used to your voice.

### DO NOT TOUCH HIM... IF HE IS HIDING OR SKITTISH!

If he is too scared and hiding... just sit on the floor and talk to him gently, sing to him...

Allow him to get used to your voice and presence.

If he is not too scared and outgoing, play with him. Do the Prey Sequence with a wand and feathers or mice.

### Allow him to initiate contact.

Toss occasional treats, let him retrieve them, but **DO NOT TOUCH HIM!**

**VERY IMPORTANT: Sometimes cats stop eating altogether when stressed out. It is EXTREMELY IMPORTANT to make sure that he eats. If not eating, entice him by mixing a little bit of a tastier food to his wet food such as tuna fish juice or baby food (Gerber).**

### CAT ENRICHMENT IDEAS

There are many different toys. Toys for solitary play and toys for interactive play. Whatever toys you get, it will not be enough to **CREATE A BOND** with your new cat. You need to schedule **PLAY SESSIONS** with him (and separately with your Resident cats, if any). The bond is created and nurtured, it does not automatically happen.

To create a happy home for your new cat, you can install perches on windowsills around the house so that he can sit at the window and check the outside world. If you are one of the lucky ones with a deck in the back of the house, consider building an outdoor enclosure or patio.

**CAT TREES** are extremely important; cats love height! **HORIZONTAL/VERTICAL/CURVED SCRATCHERS** are important and a must in the lives of cats; they are not only fun, but a necessity.

### INTRODUCING A NEW CAT to RESIDENT CAT/S

While the new cat is in his 'Safe Haven', it is recommended that you help create the **GROUP SCENT** - an exchange and mixing of scents between the Resident Cats and the new cat, by rubbing them with a sock or by brushing them. (Please get more details on this)

When all cats appear comfortable in their own space and the hissing at the door has diminished considerably; place the new cat in a different room, and allow the Resident cat/s (if several, one at a time) to investigate the 'Safe Haven'. You can allow the new cat to investigate some of the other places. This will allow the cats to become accustomed to each others' scent without feeling threatened.

**VERY IMPORTANT: When introducing a new cat... you need PATIENCE, a lot of it! You have to go at the pace of the slowest one! If you force things, you will have major issues. DO NOT RUSH!!**

**NOT RUSHING THIS PROCESS AND THE CORRECT INTRODUCTION WILL OPEN THE DOOR TO A LIFELONG FELINE RELATIONSHIP.**